



Deutsche
Qualität
Garantiert



N-TYPE TOPCON TECHNOLOGY

CMD-108BDS 415W-435W

Extra energy for your car


22.31%
MAXIMUM EFFICIENCY

108
HALF CELLS

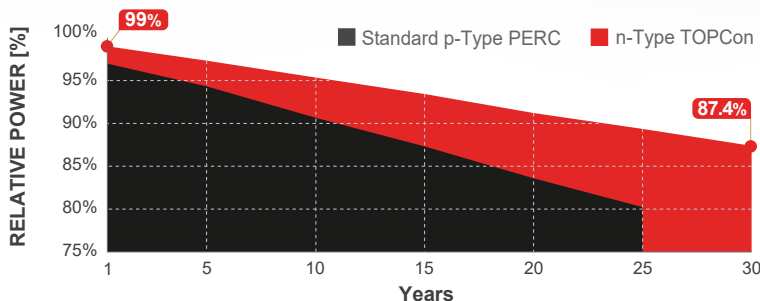
30 YEARS Performance Warranty up to **30 YEARS*** Product Warranty

*The regular product warranty is 15 years, please refer to the latest version of AESOLAR Limited Warranty for the duration of the product warranty under special conditions. for extensions, please contact AESOLAR staff.

- LID
RESISTANT
- PID
RESISTANT
- SALT CORROSION
RESISTANT
- SAND
RESISTANT
- AMMONIA
RESISTANT
- HIGHLY STABLE
AND TOUGH



OUR PERFORMANCE WARRANTY



SYSTEM AND PRODUCT CERTIFICATIONS

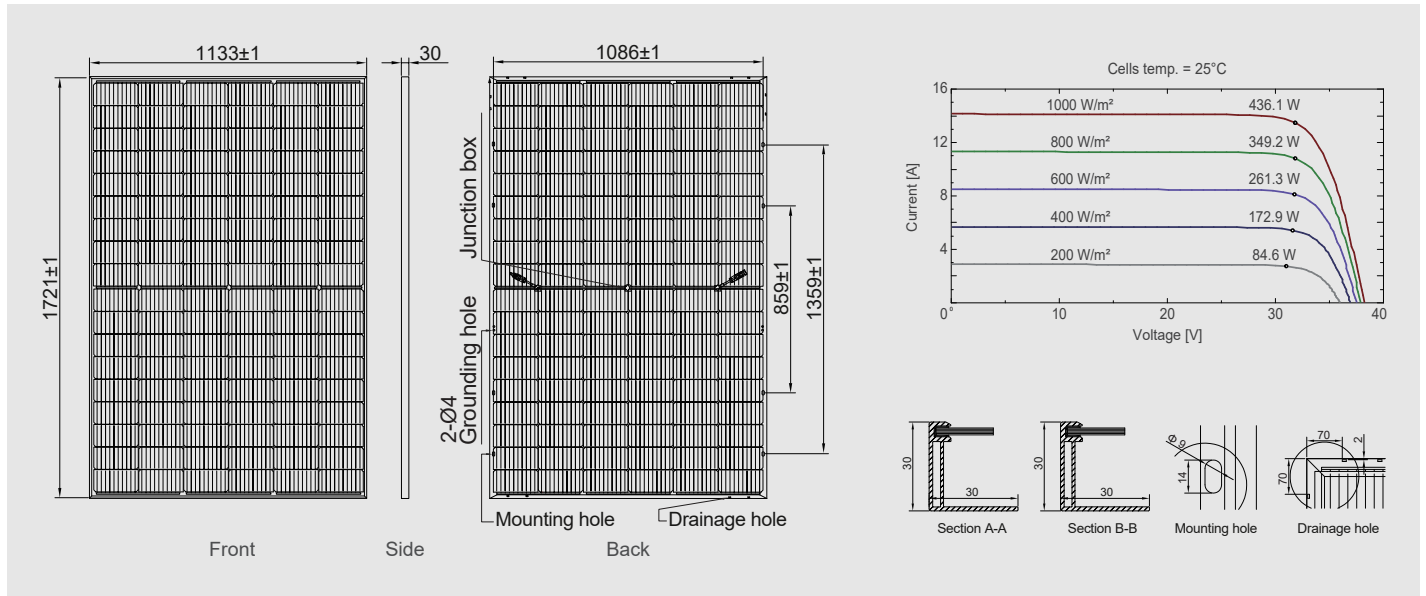


www.ae-solar.com

AE CMD-108BDS 415W-435W

N-TYPE TOPCON TECHNOLOGY PV MODULE

BIFACIAL • DOUBLE-GLASS



Electrical specifications (STC*):

Parameter	Symbol	415	420	425	430	435
Nominal max. power	P_{max} (Wp)	415	420	425	430	435
Maximum operating voltage	V_{MPP} (V)	31.81	32.04	32.25	32.43	32.64
Maximum operating current	I_{MPP} (A)	13.05	13.11	13.18	13.26	13.33
Open-circuit voltage	V_{oc} (V)	37.67	37.86	38.08	38.26	38.46
Short-circuit current	I_{sc} (A)	13.95	14.03	14.10	14.17	14.23
Module efficiency	η (%)	21.28	21.54	21.80	22.05	22.31
Power tolerance	(W)	0~+5				
Maximum system voltage	(V)	1500				
Maximum series fuse rating	(A)	25				

*STC: Standard Test Conditions (irradiance 1000 W/m², cell temperature 25°C and air mass of AM1.5), measurement tolerance P_{max}: ±3%

Electrical specifications (NMOT*):

Parameter	Symbol	316.0	320.0	323.5	327.1	331.0
Nominal max. power	P_{max} (Wp)	316.0	320.0	323.5	327.1	331.0
Maximum operating voltage	V_{MPP} (V)	29.50	29.70	29.90	30.10	30.30
Maximum operating current	I_{MPP} (A)	10.70	10.76	10.81	10.87	10.93
Open-circuit voltage	V_{oc} (V)	35.60	35.80	36.00	36.20	36.40
Short-circuit current	I_{sc} (A)	11.25	11.31	11.37	11.42	11.48

*NMOT: Normal Module Operating Temperature (irradiance 800 W/m², ambient temperature 20°C, air mass of AM1.5 and wind speed of 1 m/s)

Bifacial electrical specifications

Parameter	415	420	425	430	435
Max. power front-side $P_{max front}$ (Wp)	415	420	425	430	435
Backside Power Gain	5% 10%	5% 10%	5% 10%	5% 10%	5% 10%
Total equivalent power $P_{max equ}$ (Wp)	436 457	441 462	446 468	452 473	457 479
Module efficiency η (%)	22.35 23.42	22.62 23.70	22.89 23.98	23.16 24.26	23.43 24.54

*Bifacial Gain: The additional gain from the back side compared to the power of the front side at the standard test condition. It depends on the mounting (structure, height, tilt angle, etc.) and albedo of the ground.

Mechanical and design specification

Cell type	n-Type TOPCon technology, half-cut cells
No. of cells	108
Bifaciality	80 ± 5%
Front cover	2.0 mm glass, high transmission, AR coated, tempered
Encapsulation	POE
Back cover	2.0 mm, high transmission solar glass, tempered
Junction box	IP68 rated, 3 bypass diodes
Frame	30 mm anodized aluminium alloy
Cable	1 x 4 mm ² , 350 mm length or customized
Connectors	MC 4 / MC 4 compatible
Dimension	1721 mm x 1133 mm x 30 mm
Weight	23.5 kg
Hail resistance	Max. Ø 25 mm at 23 m/s
Wind load	2400 Pa or 244 kg/m ²
Snow load	5400 Pa or 550 kg/m ²
Fire rating	Class A (according to UL 790)
Transparency	8%

Temperature ratings

Operating temperature	-40 to +85°C
Temp. coefficient of P_{max}	-0.29 %/°C
Temp. coefficient of V_{oc}	-0.25 %/°C
Temp. coefficient of I_{sc}	0.046 %/°C
Nom. operating cell temp. NOCT	42 ± 2°C

Packaging information

Packaging configuration	36 pcs / pallet
Loading capacity	936 pcs / 40 HQ
Size / Pallet	1755 mm x 1140 mm x 1245 mm
Weight	880 kg / pallet

The specifications and characteristics contained in this datasheet may deviate slightly from our actual products due to the product developments and uncertainty of measurement devices. The specifications included in the datasheet are subject to change without prior notice.